

**Direct current electronic drivers**  
**Alimentatori elettronici in corrente continua**

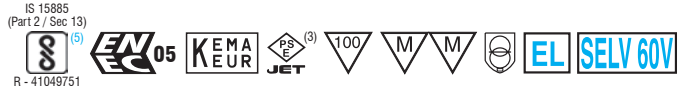
Made in Italy 

**1.1**

Single current drivers - Without PFC  
Alimentatori corrente singola - Senza PFC

constant CURRENT constant VOLTAGE

RIPPLE FREE



**Rated Voltage**  
**Tensione Nominale**

100 ÷ 240 V  
220 ÷ 240 V <sup>(4)</sup>

**Frequency**  
**Frequenza**

50-60 Hz

**AC Operation range**  
**Tensione di utilizzo AC**

90 ÷ 264 V

**DC Operation range**  
**Tensione di utilizzo DC**

(see page info15)  
176 ÷ 264 V

**Power**  
**Potenza**

0 ÷ 9 W

**Output current ripple**

≤ 3% <sup>(1)</sup>

**Standards compliance**

EN 50172 (VDE 0108)  
EN 55015  
EN 61000-3-2  
EN 61000-3-3  
EN 61347-1  
EN 61347-2-13  
EN 61547  
VDE 0710-T14

**Max. pcs for CB B16A**

(see page info17)  
50 pcs

**In rush current**

20A 170µsec

Article Articolo	Code Codice	P out W	V out DC	I out DC	U out V	ta °C	tc °C	λ max. Power Factor	η max. Efficiency <sup>(1)</sup>
DC 6W 150mA BULL <sup>(4)</sup>	122604	6	5...40	150 mA cost.	50	-25...+45	75	0,58 C	72
DC 9W 250mA BULL <sup>(4)</sup>	122599	9	5...36	250 mA cost.	43	-25...+45	75	0,6 C	72
DC 4W 350mA BULL/U <sup>(3)</sup>	122596	4	2...11,5	350 mA cost.	13	-25...+60	75	0,6 C	72
DC 8W 350mA BULL/U <sup>(3)</sup>	122598	6/8 <sup>(2)</sup>	2...22	350 mA cost.	25	-25...+45 <sup>(2)</sup> /50	75	0,6 C	77
DC 6W 500mA BULL/U	122602	6	2...11,5	500 mA cost.	13	-25...+50	75	0,6 C	73

<sup>(1)</sup> Referred to V<sub>m</sub> = 230 V, 100% load - Riferito a V<sub>m</sub> = 230 V, carico 100%

<sup>(2)</sup> 122604BIS - 122599BIS - 122596BIS - 122598BIS - 122602BIS:

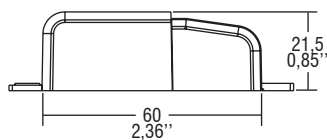
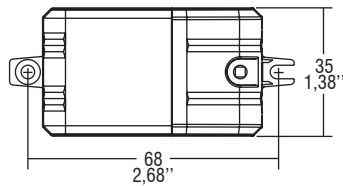
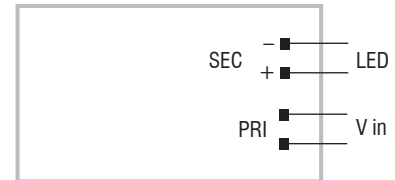
order codes for BIS marked products - codici di ordine per i prodotti marchiati BIS



Weight - Peso:  
gr. 40 / 1,40 oz.  
Pcs - Pezzi 75

**Wiring diagram - Schema di collegamento**

(Max. LED distance on page info8 - Massima distanza LED a pagina info8)



**Features**

- IP20 independent driver, for indoor use.
- Class II protection against electric shock for direct or indirect contact.
- Supplied with terminal cover and cable retainer.
- Input and output terminal blocks on the same side (wire cross-section up to 2,5 mm<sup>2</sup> / AWG13).
- Single terminal block on primary and secondary circuits.
- Clamping screws on primary and secondary circuits for cables with diameter: min. 3 mm - max. 6 mm.
- Current regulation -7 % +5 % including temperature variations (-8 % +8 % for 6W 150mA).
- Protections:
  - against overheating;
  - against short circuits;
  - against mains voltage spikes;
  - against overloads.

**Caratteristiche**

- Alimentatore indipendente IP20, per uso interno.
- Protetto in classe II contro le scosse elettriche per contatti diretti e indiretti.
- Fornito di coprimorsetto e serracavo.
- Morsetti di entrata e uscita sullo stesso lato (sezione cavo fino a 2,5 mm<sup>2</sup> / AWG13).
- Singola morsettiere su primario e secondario.
- Serracavo su primario e secondario per cavi di diametro: min. 3 mm - max. 6 mm.
- Corrente regolata -7 % +5 % incluse variazioni di temperatura (-8 % +8 % per 6W 150mA).
- Protezioni:
  - termica;
  - contro il cortocircuito;
  - contro le extra-tensioni di rete;
  - contro i sovraccarichi.

