



CorePro LED PLC

CorePro LED PLC CorePro LED PLC 6.5W 830 2P G24d-2

Philips CorePro LED PLC is the ideal uplamping solution for downlights in a wide range of general lighting applications. It integrates a LED light source into a traditional fluorescent form factor to offer superb energy savings over a lifetime that's twice as long as fluorescent alternatives.

Product data

General Information		Power Factor (Nom)	
Cap-Base	G24D-2 [G24d-2]		0.9
Nominal Lifetime (Nom)	30000 h	Voltage (Nom)	220-240 V
Switching Cycle	50000X	Temperature	
B50L70	30000 h	T-Ambient (Max)	35 °C
Light Technical		T-Ambient (Min)	-20 °C
Color Code	830 [CCT of 3000K]	T-Storage (Max)	65 °C
Luminous Flux (Nom)	650 lm	T-Storage (Min)	-40 °C
Luminous Flux (Rated) (Nom)	650 lm	T-Case Maximum (Nom)	65 °C
Correlated Color Temperature (Nom)	3000 K	Controls and Dimming	
Color Consistency	<6	Dimmable	No
Color Rendering Index (Nom)	83	Mechanical and Housing	
LLMF At End Of Nominal Lifetime (Nom)	70 %	Product Length	100 mm
Operating and Electrical		Approval and Application	
Input Frequency	50 to 60 Hz	Energy Efficiency Label (EEL)	A+
Power (Rated) (Nom)	6.5 W	Energy Saving Product	Yes
Lamp Current (Max)	35 mA	Approval Marks	TUV CE marking RoHS compliance KEMA Keur certificate
Lamp Current (Min)	25 mA		
Starting Time (Nom)	0.5 s		
Warm Up Time to 60% Light (Nom)	0.5 s		

CorePro LED PLC

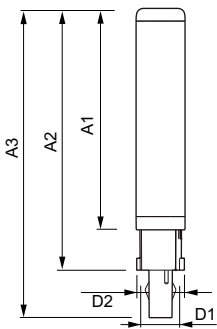
Energy Consumption kWh/1000 h	9 kWh
Product Data	
Full product code	871869654127200
Order product name	CorePro LED PLC CorePro LED PLC 6.5W 830 2P G24d-2
EAN/UPC - Product	8718696541272

Order code	929001201402
Numerator - Quantity Per Pack	1
Numerator - Packs per outer box	10
Material Nr. (12NC)	929001201402
Net Weight (Piece)	0.077 kg

Warnings and Safety

- NOTES: The overall energy efficiency and light distribution of any installation that uses these lamps are determined by the design of the installation.


Dimensional drawing



LEDtube PLC 6.5W G24d-2/830 2P

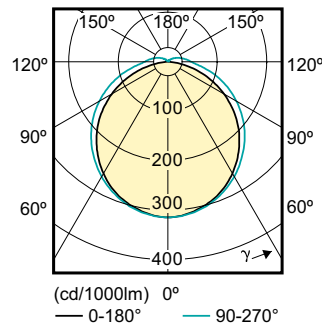
Product	D1	D2	A1	A2	A3
CorePro LED PLC CorePro LED PLC 6.5W 830 2P G24d-2	24.3 mm	28.4 mm	105.8 mm	125 mm	147.6 mm

Photometric data



General Information 11 Photo Lighting 11 Page 117

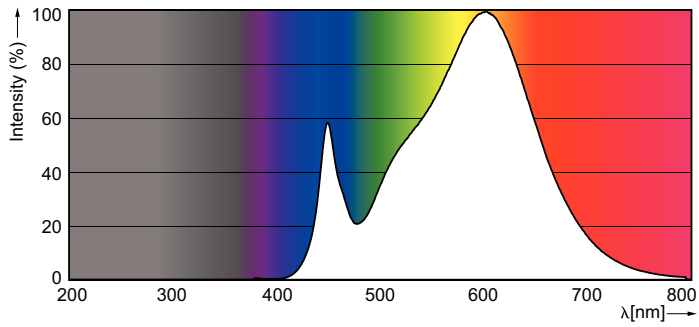
LEDtube PLC 100mm 7W G24D-2 830 650lm



PLC /830, /840

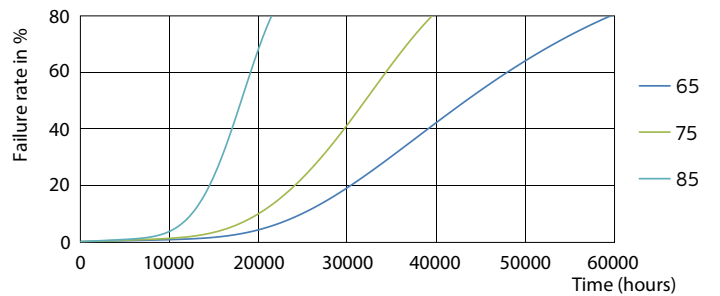
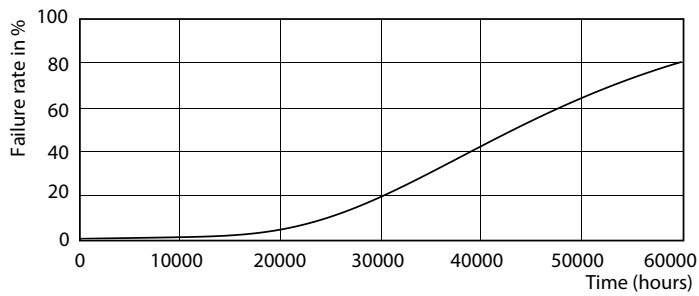
CorePro LED PLC

Photometric data



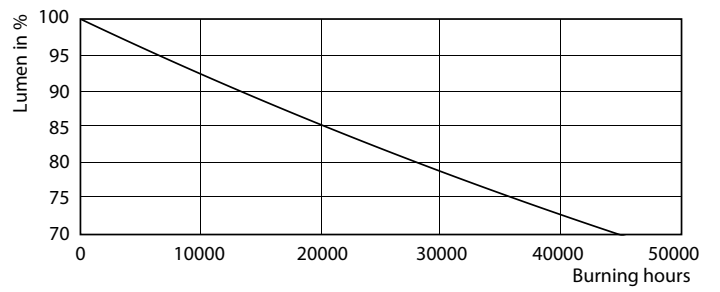
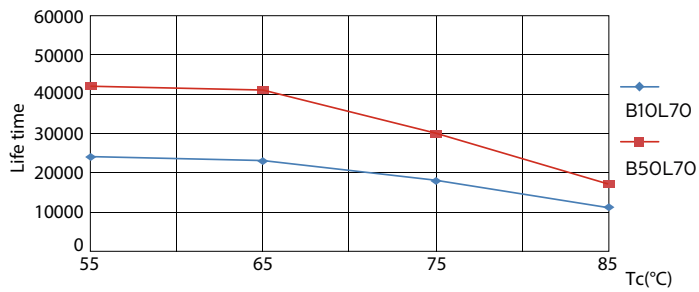
STD 1200 mm 20 W / 830 T8 I

Lifetime



LEDtube PLC 100mm 7W G24D-2 830 650lm

LEDtube PLC 100mm 7W G24D-2 830 650lm

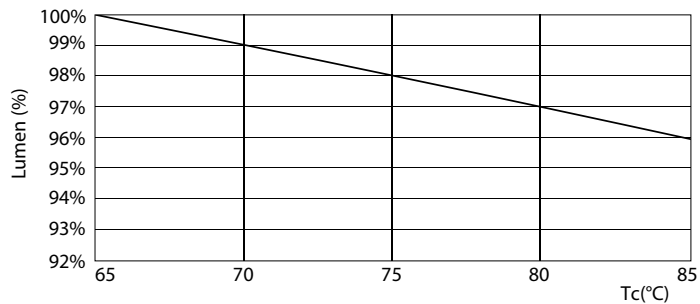


LEDtube PLC 100mm 7W G24D-2 830 650lm

LEDtube PLC 100mm 7W G24D-2 830 650lm

CorePro LED PLC

Lifetime



LEDtube PLC 100mm 7W G24D-2 830 650lm

