

PRODUCT FAMILY DATASHEET

OSRAM DULUX D LED EM

LED replacement for conventional compact fluorescent lamps without integrated control gear



AREAS OF APPLICATION

- General illumination within ambient temperatures from -20...+35 °C
- Supermarkets and department stores
- Walkways and corridors
- Hotels, restaurants

PRODUCT BENEFITS

- Quick, simple and safe replacement without rewiring
- Low energy consumption
- Easy relamping thanks to compact design

PRODUCT FEATURES

- LED replacement for conventional lamps for use in CCG luminaires
- Type of protection: IP20
- Lifetime: up to 30,000 h
- Single-ended two-pin plug-in G24d base


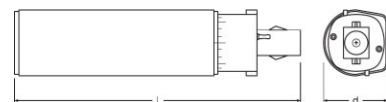
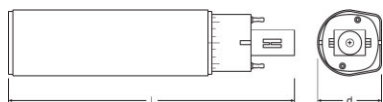


TECHNICAL DATA

Product description	Electrical data		Photometrical data								Light technical data
	Nominal wattage	Nominal voltage	Nominal luminous flux	Rated luminous flux	Color temperature	Lumen main.fact.at end of nom.life time	Light color (designation)	Color temperature	Luminous flux	Color rendering index Ra	Warm-up time (60 %)
DULUX D LED EM 5 W/3000 K	5.00 W	220...240 V	550 lm	550 lm	3000 K	0.70	Warm White	3000 K	550 lm	≥80	< 0.50 s
DULUX D LED EM 5 W/4000 K	5.00 W	220...240 V	600 lm	600 lm	4000 K	0.70	Cool White	4000 K	600 lm	≥80	< 0.50 s
DULUX D LED EM 7 W/3000 K	7.00 W	220...240 V	640 lm	640 lm	3000 K	0.70	Warm White	3000 K	640 lm	>83	< 0.50 s
DULUX D LED EM 7 W/4000 K	7.00 W	220...240 V	700 lm	700 lm	4000 K	0.70	Cool White	4000 K	700 lm	>83	< 0.50 s
DULUX D LED EM 7 W/6500 K	7.00 W	220...240 V	700 lm	700 lm	6500 K	0.70	Cool Daylight	6500 K	700 lm	>83	< 0.50 s
DULUX D LED EM 10 W/3000 K	10.00 W	220...240 V	920 lm	920 lm	3000 K	0.70	Warm White	3000 K	920 lm	>83	< 0.50 s
DULUX D LED EM 10 W/4000 K	10.00 W	220...240 V	1000 lm	1000 lm	4000 K	0.70	Cool White	4000 K	1000 lm	>83	< 0.50 s
DULUX D LED EM 10 W/6500 K	10.00 W	220...240 V	1000 lm	1000 lm	6500 K	0.70	Cool Daylight	6500 K	1000 lm	>83	< 0.50 s

Product description	Dimensions & weight		Temperatures & operating conditions	Lifespan		Additional product data		
	Overall length	Diameter	Maximum temperature at tc test point	Nominal lamp life time	Number of switching cycles	Base (standard designation)	Mercury content	Mercury-free
DULUX D LED EM 5 W/3000 K	148.0 mm	35.0 mm	85 °C	30000 h	200000	G24d-1	0.0 mg	Yes
DULUX D LED EM 5 W/4000 K	148.0 mm	35.0 mm	85 °C	30000 h	200000	G24d-1	0.0 mg	Yes
DULUX D LED EM 7 W/3000 K	147.5 mm	34.5 mm	80 °C	30000 h	200000	G24d-2	0.0 mg	Yes
DULUX D LED EM 7 W/4000 K	147.5 mm	34.5 mm	80 °C	30000 h	200000	G24d-2	0.0 mg	Yes
DULUX D LED EM 7 W/6500 K	147.5 mm	34.5 mm	80 °C	30000 h	200000	G24d-2	0.0 mg	Yes
DULUX D LED EM 10 W/3000 K	170.5 mm	34.5 mm	80 °C	30000 h	200000	G24d-3	0.0 mg	Yes
DULUX D LED EM 10 W/4000 K	170.5 mm	34.5 mm	80 °C	30000 h	200000	G24d-3	0.0 mg	Yes
DULUX D LED EM 10 W/6500 K	170.5 mm	34.5 mm	80 °C	30000 h	200000	G24d-3	0.0 mg	Yes

Product description	Capabilities	Certificates & standards
	Dimmable	Energy efficiency class
DULUX D LED EM 5 W/3000 K	No	A++
DULUX D LED EM 5 W/4000 K	No	A++
DULUX D LED EM 7 W/3000 K	No	A+
DULUX D LED EM 7 W/4000 K	No	A+
DULUX D LED EM 7 W/6500 K	No	A+
DULUX D LED EM 10 W/3000 K	No	A+
DULUX D LED EM 10 W/4000 K	No	A+
DULUX D LED EM 10 W/6500 K	No	A+



DULUX D LED EM 5 W/3000 K, DULUX D LED EM 5 W/4000 K

DULUX D LED EM 7 W/3000 K, DULUX D LED EM 7 W/4000 K

DULUX D LED EM 7 W/6500 K, DULUX D LED EM 10 W/6500 K

DULUX D LED EM 10 W/3000 K, DULUX D LED EM 10 W/4000 K

SAFETY ADVICE

Do not use with closed luminaire

APPLICATION ADVICE

For more detailed application information and graphics please see product datasheet.

LOGISTICAL DATA

Product code	Product description	Packaging unit (Pieces/Unit)	Dimensions (length x width x height)	Volume	Gross weight
4058075135086	DULUX D LED EM 5 W/3000 K	Shipping carton box 10	205 mm x 91 mm x 180 mm	3.36 dm ³	859.00 g
4058075135109	DULUX D LED EM 5 W/4000 K	Shipping carton box 10	205 mm x 91 mm x 180 mm	3.36 dm ³	859.00 g
4058075024915	DULUX D LED EM 7 W/3000 K	Shipping carton box 10	205 mm x 91 mm x 180 mm	3.36 dm ³	842.00 g
4058075024939	DULUX D LED EM 7 W/4000 K	Shipping carton box 10	205 mm x 91 mm x 180 mm	3.36 dm ³	842.00 g
4058075024953	DULUX D LED EM 7 W/6500 K	Shipping carton box 10	205 mm x 91 mm x 180 mm	3.36 dm ³	842.00 g
4058075024977	DULUX D LED EM 10 W/3000 K	Shipping carton box 10	205 mm x 91 mm x 200 mm	3.73 dm ³	982.00 g
4058075024991	DULUX D LED EM 10 W/4000 K	Shipping carton box 10	205 mm x 91 mm x 200 mm	3.73 dm ³	982.00 g
4058075025011	DULUX D LED EM 10 W/6500 K	Shipping carton box 10	205 mm x 91 mm x 200 mm	3.73 dm ³	982.00 g

The mentioned product code describes the smallest quantity unit which can be ordered. One shipping unit can contain one or more single products. When placing an order, for the quantity please enter single or multiples of a shipping unit.

DISCLAIMER

Subject to change without notice. Errors and omission excepted. Always make sure to use the most recent release.